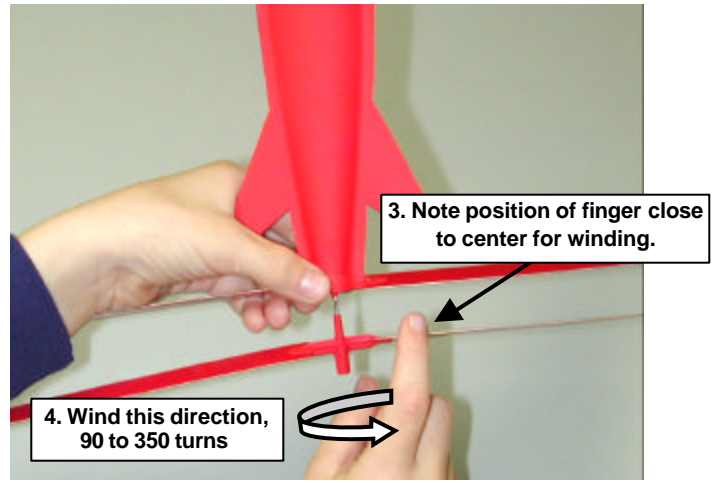
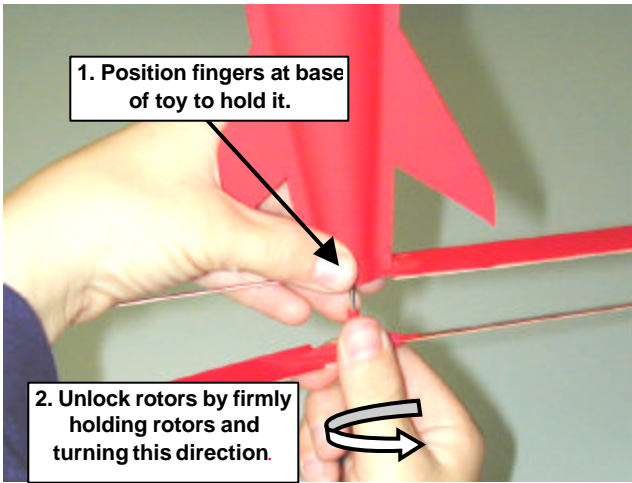
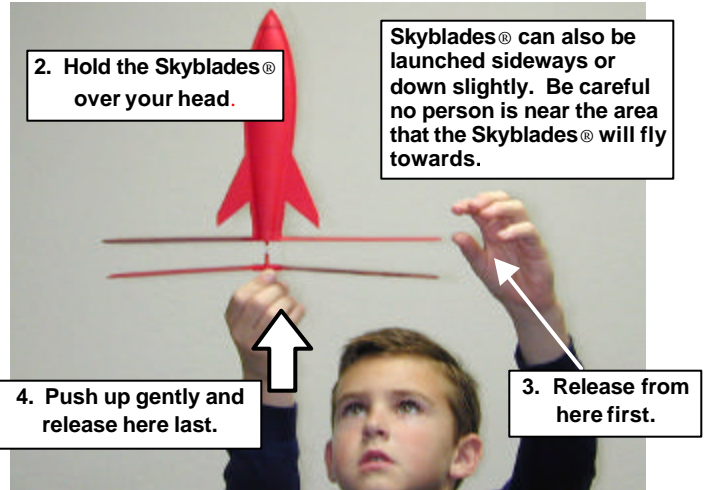



# SkyBlades® Hybrid Rocket Operating Manual


## PREFLIGHT / WINDING INSTRUCTIONS



## LAUNCHING INSTRUCTIONS



## HANDLING INSTRUCTIONS



### Do's

Replace rubber motor when it is damaged  
Replace damaged rotor blades  
Launch toy with your back to the wind  
Lubricate rubber motor with liquid dish soap when dry  
Repair toy with white glue and clear tape  
HAVE FUN AND EXPERIMENT !!!

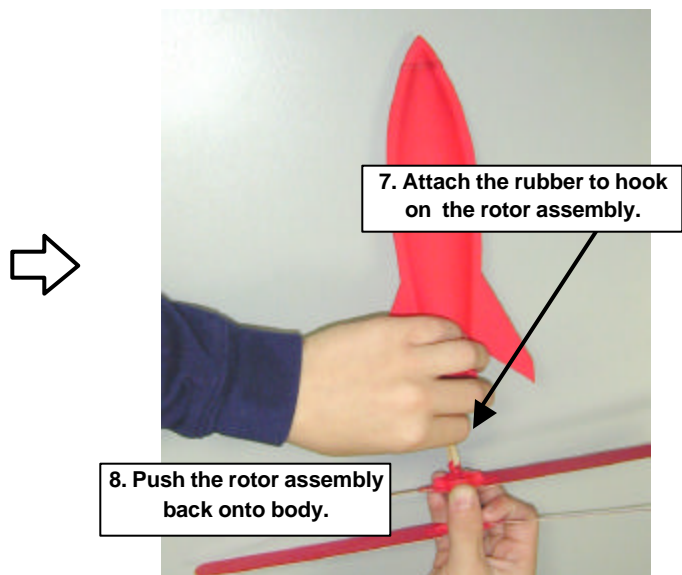

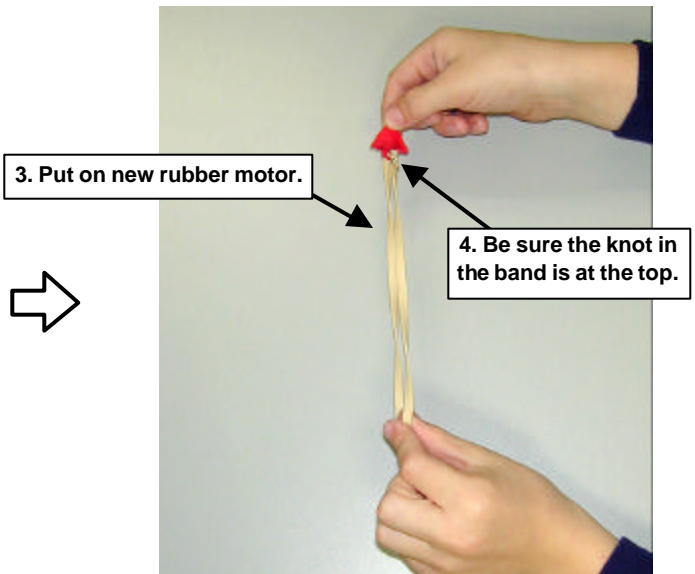

### Don't

Don't over-wind the rubber motor  
Don't crush the lightweight body  
Don't launch toy into somebody's face  
Don't launch toy into your own face  
Don't launch toy in direction that could damage property  
Don't fly toy when it is windy.

Checkout [www.skyblades.com](http://www.skyblades.com) for more hints and tips  
Send \$1.00 and SASE to Fascinations® for replacement rubber motors.

Look for automatic launch pad and automatic winder.

## RUBBER MOTOR REPLACEMENT INSTRUCTIONS



## BLADE REPLACEMENT INSTRUCTIONS

