

UNITED STATES POSTAL SERVICE®  
LLV MAIL TRUCK  
MMS468

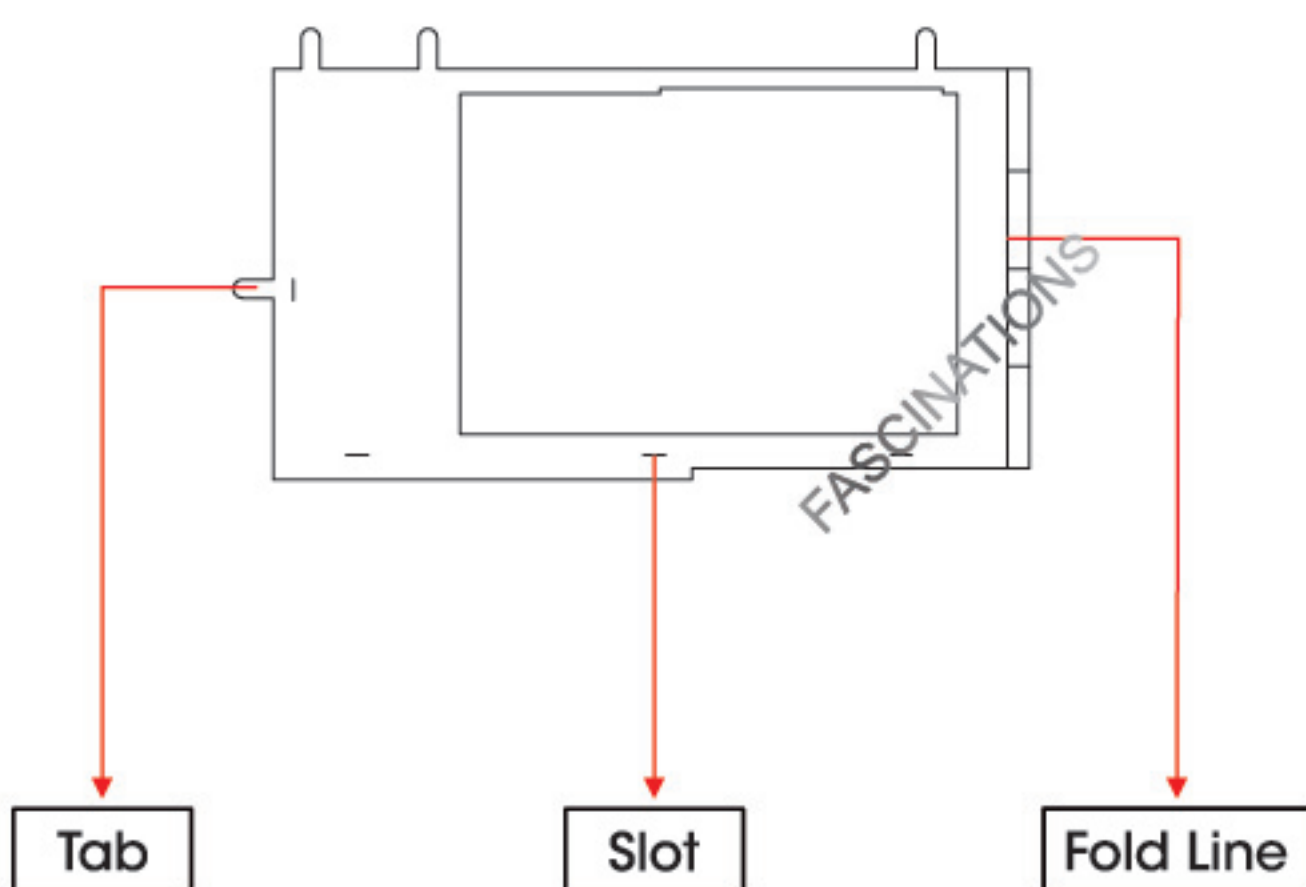
360°  
view



It is highly recommended that you visit  
[www.metalearth.com/360/mms468](http://www.metalearth.com/360/mms468)  
to see the completed model before assembling your own

## TO CREATE THE BEST CONNECTIONS

A-24



### Legends:

- E** Engraved/ Color side
- NE** Non - engraved/ Silver side
- Attention point
- Insert tab and bend 90 degrees
- Insert tab and twist 90 degrees

### Assembly tip:

If needed, slightly twist tabs to hold parts together then untwist and bend them down for a nice finish.



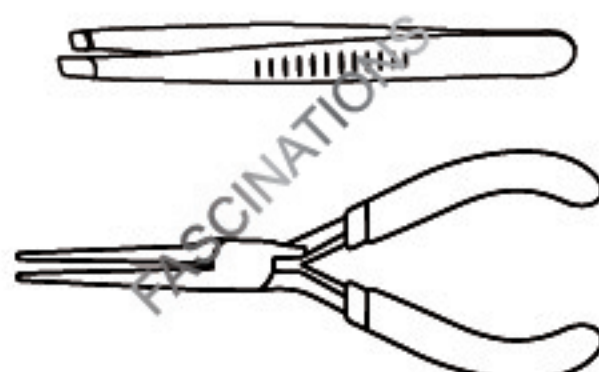
In order to avoid possible injury from sharp edges, please carefully discard the metal sheets after parts have been removed.

### Recommended tools:

- Wire cutters: helpful for taking parts from the metal sheets.

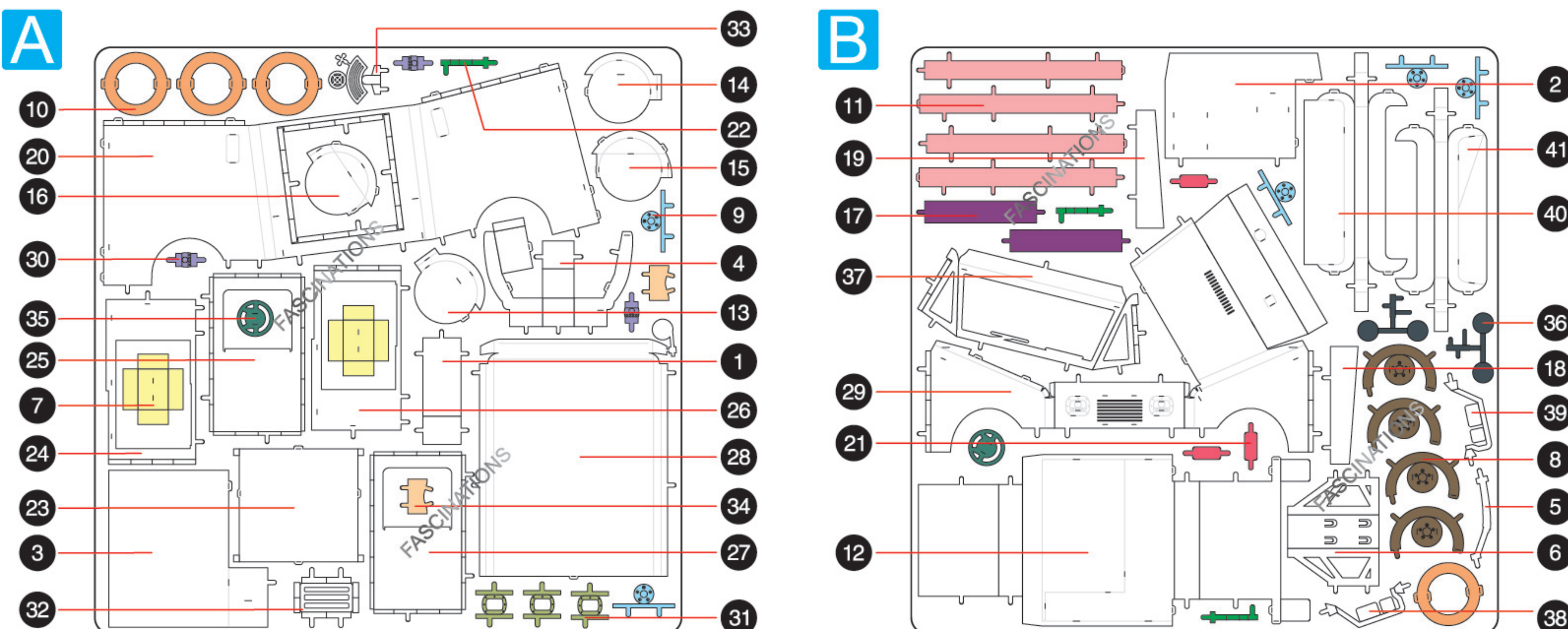


- Tweezers or needle nose pliers: helpful for folding parts, bending and twisting tabs.



## METAL SHEETS

Parts with same color are duplicates



Go to [www.metalearth.com/360/mms468](http://www.metalearth.com/360/mms468) to see the zoomable PDF version of this instruction sheet

## ASSEMBLY FLOW CHART

